






4A



Brake Hose Inspection

- 1) Remove the fuel tank.
- 2) Inspect the brake hoses and hose joints for crack, damage or brake fluid leakage. If any defects are found, replace the brake hose with a new one.
 - Front:
 - Rear:





3) Install the removed parts.